




M2M & Smart Metering

Wall Mount Low Profile

-  Mesh Network
-  Omni Directional
-  ROHS Compliant



LPW-BC3G-26

- Low profile, vandal & tamper proof design
- Simple adhesive pad or screw fix installation
- Covers global cellular & LTE bands
- Suitable for mounting on metallic or non metallic surfaces*

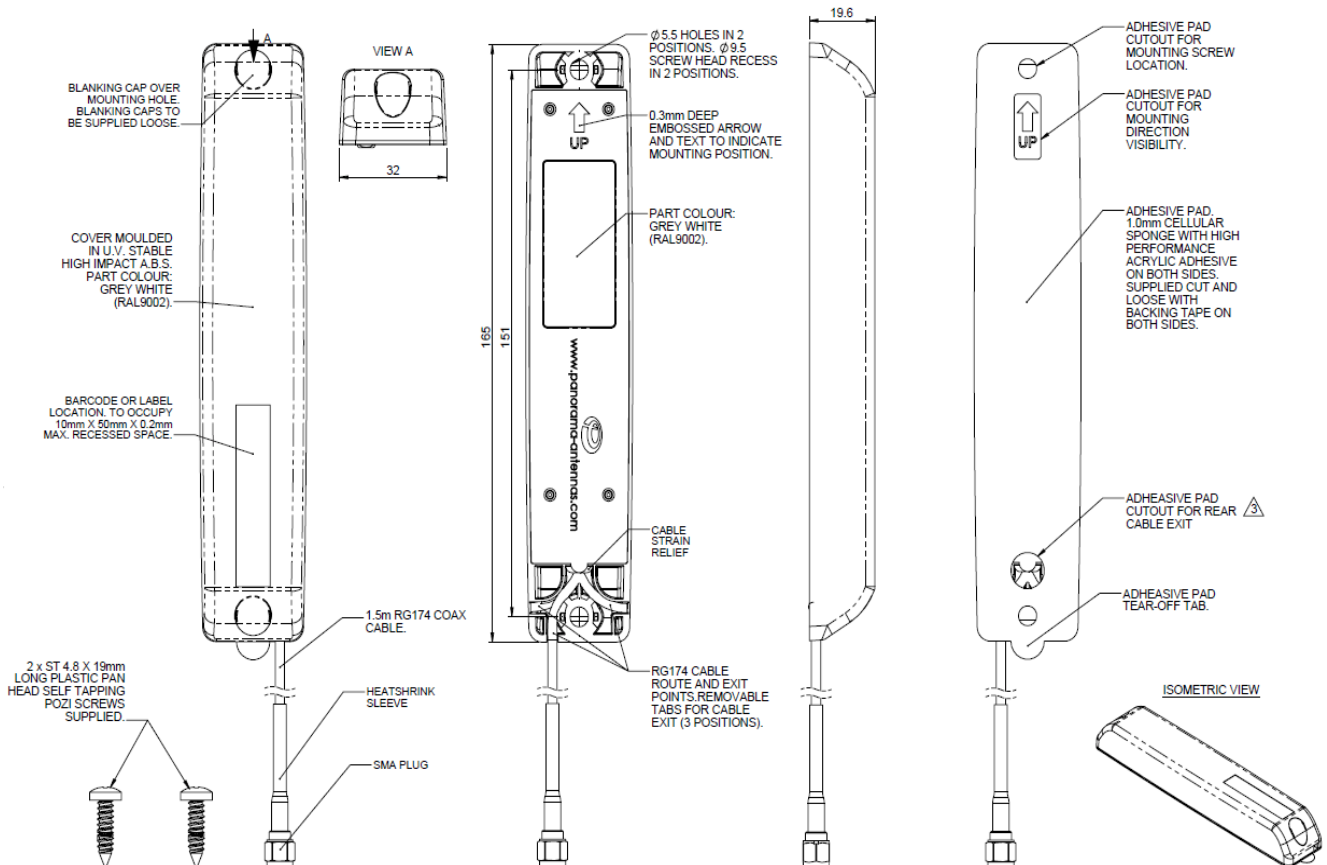
The Panorama LPW range of antennas are designed to decrease the lifetime cost of M2M and smart metering installations by offering a robust, effective antenna that is easy to install and lasts the lifetime of the installation without the need for maintenance.

The antenna offers ground-plane independent omni-directional performance across global cellular and LTE bands making it a versatile solution for any number of applications. The efficient element design ensures a high first time connection rate and an ongoing, robust communications link even in problematic coverage areas.

The antenna can be installed using the supplied automotive grade adhesive pad or via the integrated screw mounting bosses. If the antenna is panel mounted the cable can be routed through a hole in the adhesive pad to run invisibly into the panel behind.

*Performance may change based on mounting surface.

Technical Drawing



M2M & Smart Metering

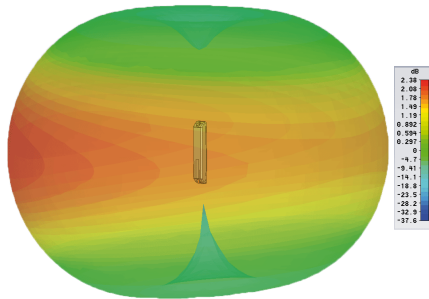
Wall Mount Low Profile

Part No.		LPW-BC3G-26-2SP
Electrical Data		
Frequency Range (MHz)	698-960, 1710-2700	
Operational Band	LTE 700 / LTE 800 / AMPS 850 / GSM 900 / GSM 1800 / PCS 1900 / AWS / 3G UMTS 2100 / LTE 2600	
VSWR	< 2:1	
Typical Peak Gain: Isotropic*	2dBi	
Compared to ¼ wave	0dB	
Pattern	Omni-directional	
Impedance	50Ω	
Max Input Power (W)	20W	
Mechanical Data		
Dimensions (mm)	Height	19.6 (0.77")
	Length	165 (6.5")
	Width	32 (1.26")
Operating Temp (°C)	-30° / +70°C (-22°F / 158 °F)	
Material	ASA	
Colour	Telegray RAL 7047	
Ingress protection	Equivalent to IP66 when properly installed	
Mounting Data		
Fixing	Industrial grade acrylic adhesive pad / 2x 4.8mm (0.18")screws	
Cable Data		
Type	RG174	
Thickness (mm)	2.8 (0.11")	
Length (m)	2 (6' 6")	
Termination	SMA Plug†	

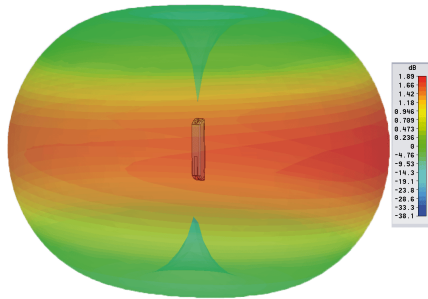
*Not including cable loss.

3D Patterns of Antenna in Free Space

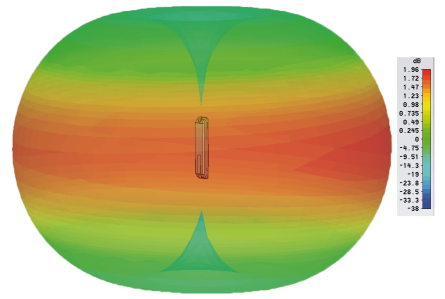
Typical 3D Pattern (700MHz)



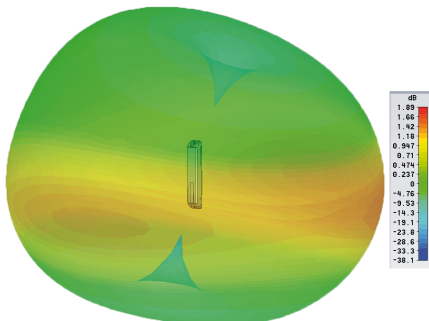
Typical 3D Pattern (800MHz)



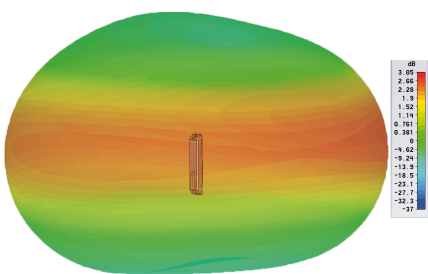
Typical 3D Pattern (900MHz)



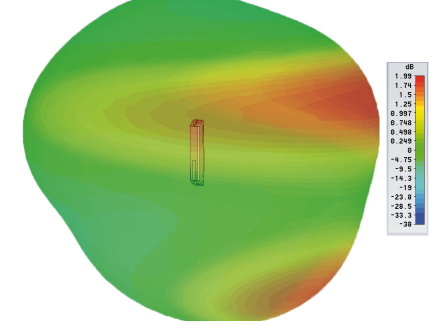
Typical 3D Pattern (1800MHz)



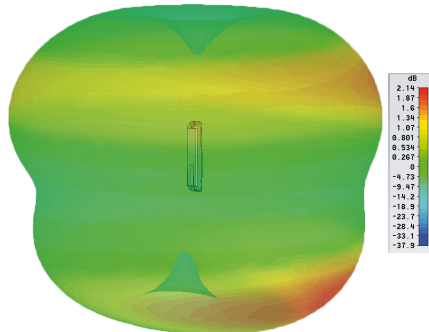
Typical 3D Pattern (1900MHz)



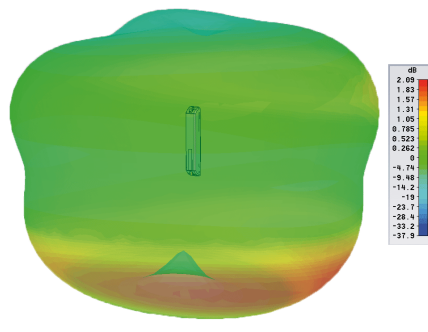
Typical 3D Pattern (2100MHz)



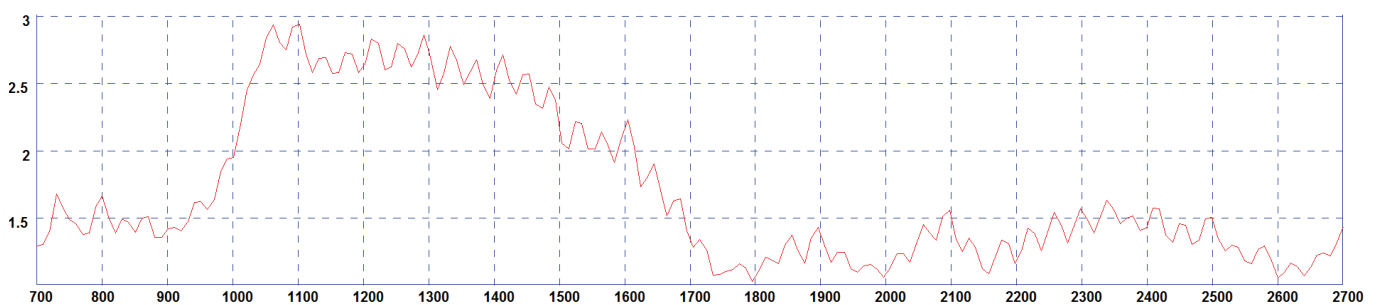
Typical 3D Pattern (2400MHz)



Typical 3D Pattern (2600MHz)



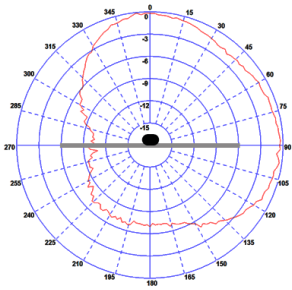
Typical VSWR of Antenna in Free Space*



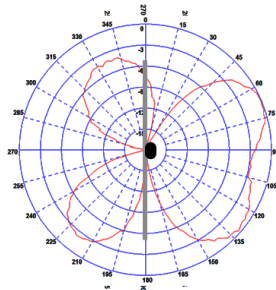
* VSWR measured in free space with 2m (6.6') of RG174 cable

E and H Plane Patterns Mounted on 350 x 350mm Ground Plane

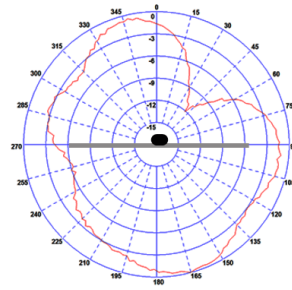
Typical H-Plane (750MHz)



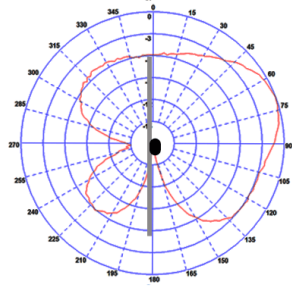
Typical E-Plane (750MHz)



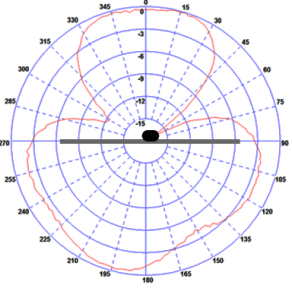
Typical H-Plane (850MHz)



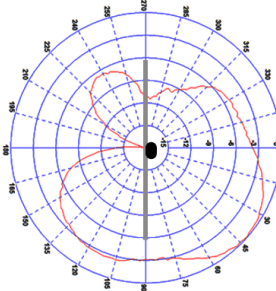
Typical E-Plane (850MHz)



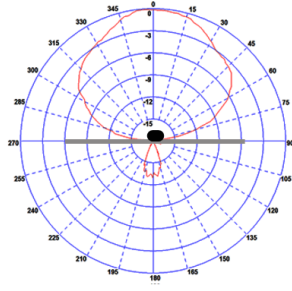
Typical H-Plane (900MHz)



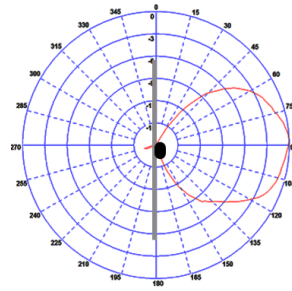
Typical E-Plane (900MHz)



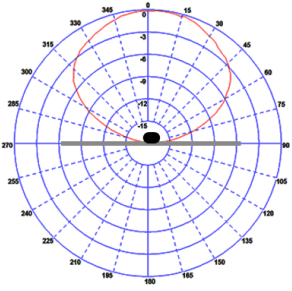
Typical H-Plane (1800MHz)



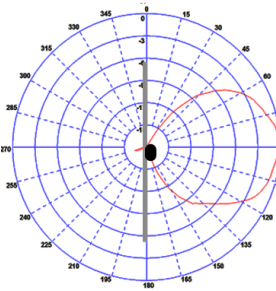
Typical E-Plane (1800MHz)



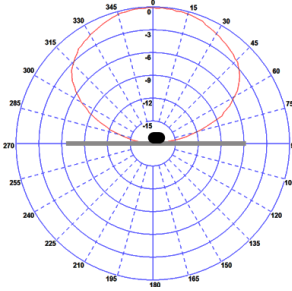
Typical H-Plane (1900MHz)



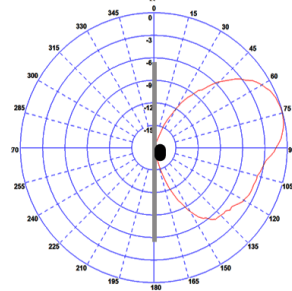
Typical E-Plane (1900MHz)



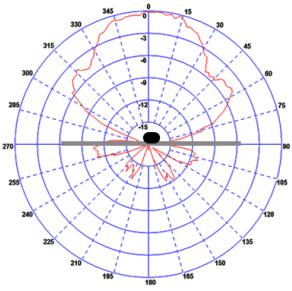
Typical H-Plane (2100MHz)



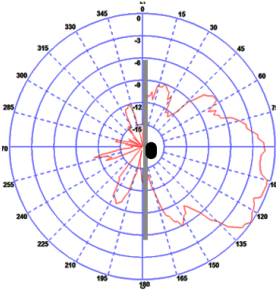
Typical E-Plane (2100MHz)



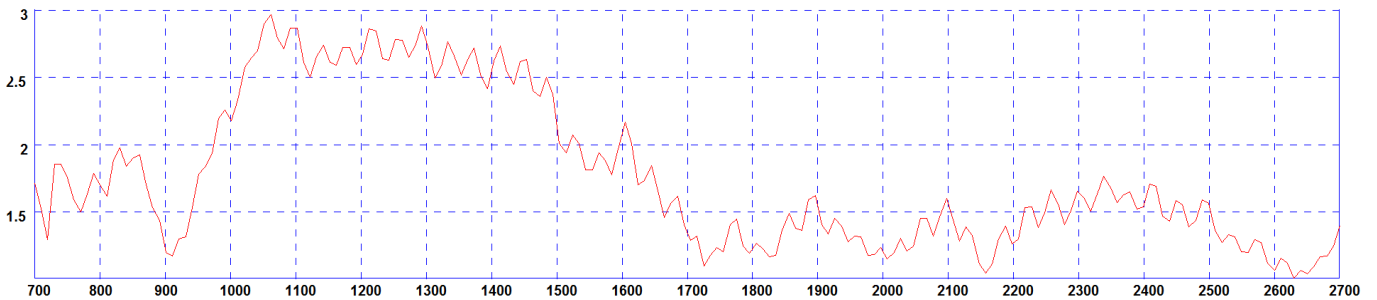
Typical H-Plane (2600MHz)



Typical E-Plane (2600MHz)



Typical VSWR on 350 x 350mm Ground Plane*



* VSWR measured mounted on a 350 x 350mm (14" x 14") with 2m (6.6') of RG174 cable

Panorama Antennas Ltd

Frogmore, London, SW18 1HF, United Kingdom

T: +44 (0)20 8877 4444

F: +44 (0)20 8877 4477

E: sales@panorama-antennas.com

www.panorama-antennas.com



Waiver: The data given above is indicative of the performance of the product/s under particular conditions and does not imply a guarantee of performance. These specifications are subject to change without notice.

Copyright © Panorama Antennas Ltd. All rights reserved.